

Peter Kwasny GmbH, Heilbronner Strasse 96,  
74831 Gundelsheim / Deutschland  
Telefon: +49 (0) 06269-95-0; Fax: +49 (0) 6269-95-80  
internet: [www.kwasny.de](http://www.kwasny.de) e-mail [info@kwasny.de](mailto:info@kwasny.de)

1K FillClean-System for  
1K Solvent Basecoats  
Series A

Prod. No. 682 070

## TECHNOLOGY



## SprayMax<sup>®</sup>

- Spray pattern like a spray gun
- High productivity
- Easy application
- Constant atomization pressure during the total application process
- Finest aerosol dispersion
- Professional paint result

## FILLCLEAN SYSTEM

Aerosol pre-filled with solvents and propellant to be filled additionally with solvent basecoats

## PRODUCT

- Easy and time-saving application
- High coverage
- Very good atomization
- Easy to blend-in
- No cleaning effort when used in combination with the FillClean filling machine

## FIELD OF APPLICATION

Recommended for:

Spot Repair and parts refinishing

Suitable substrates:

- Primed surfaces
- Well preserved original and old paint work

## FILLING THE FILLCLEAN AEROSOL

Filling:

Remove spray nozzle and fill aerosol can with undiluted paint using suitable filling equipment. Notice the instruction manual of the filling equipment. Replace spray nozzle with a twisting

motion immediately after you filled the can.



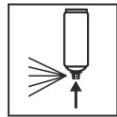
**Caution: Do not retain the can without spray nozzle for a longer period of time. Otherwise the spray nozzle possibly cannot be replaced anymore.**

Filling quantity: 100 ml undiluted paint

Suitable for: Especially adapted for

- Spies Hecker Vorlacke Reihe 293/295
- Stadox Basislacke

Hint:



After filling reverse aerosol and spray briefly to remove undiluted paint from the ascending pipe.

## PROCESSING

Protections:



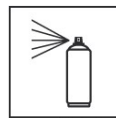
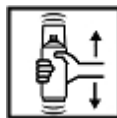
Personal protection is required: respirator mask type A2/P2, protective gloves, e.g. from latex or nitrile

Pre-Treatment:



Sand surface and clean it with SprayMax® Silicone Remover

Preliminary:

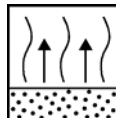


Shake aerosol vigorously for 2 min before spraying after the agitation balls are heard and occasionally during use. Spray to test.

General hint:

The processing of the aerosol strongly depends on the paint material which was filled. Therefore the following data are only rough indications.

Spray passes

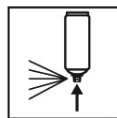


2 x = ca. 20 µm dry film thickness. Meet an intermediate flash-off time of ca. 5 min between two spray-passes.

Continue:

Can be overcoated with commercial 1K or 2K clear coats after 15 min. Please regard the technical information of the paint manufacturer.

Finish:



When work is finished, reverse aerosol and spray valve empty

Disposal:

The emptied aerosols are suitable for household collection.

## CHARACTERISTICS

Basis of raw material: Organic solvents

Solid content: n/a

VOC value: < 820g/l related to the aerosol formulation without paint incl. propellant. The final VOC value depends on the paint material which has been filled additionally into the aerosol

Shelf life:



24 months (FillClean aerosol without paint)

The description of the shelf life refers to an unused can being stored appropriately at a temperature of 15 to 25 °C and a relative humidity beneath 60%. Keep the can dry. It should be stored and transported uprightly being protected from chemical and mechanical impacts. The safety instructions on the label and all legal regulations concerning the storage location have to be observed.

Remarks

For professional use only

SprayMax® is a registered trade mark of the Peter Kwasny Group.

The information contained in this paper corresponds to our present knowledge and is a guide to our products and their uses. It is not to be understood as a guarantee for certain properties of our products or of their specific applications. The warnings printed on our labels must be respected. Any industrial property rights should be observed.