

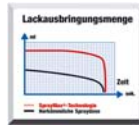
Peter Kwasny GmbH, Heilbronner Strasse 96,
74831 Gundelsheim / Deutschland
Telefon: +49 (0) 06269-95-0; Fax: +49 (0) 6269-95-80
internet: www.kwasny.de e-mail info@kwasny.de

2K Fill-in System for
2K Topcoats

Prod. No. 680 084 (Series E)

TECHNOLOGY

SprayMax[®]



- Spray pattern like a spray gun
- High productivity
- Easy application
- Constant atomization pressure during the total application process
- Finest aerosol dispersion
- Professional paint result

FILLCLEAN SYSTEM

Aerosol pre-filled with solvents and propellant to be filled additionally with 2K topcoats

PRODUCT

- Easy and time-saving application
- No cleaning effort when used in combination with the FillClean filling machine

FIELD OF APPLICATION

Recommended for:

Spot Repair and parts refinishing

Suitable substrates:

- Primed surfaces, sanded and cleaned
- Well preserved original and old paint work, sanded and cleaned.

FILLING THE FILLCLEAN AEROSOL

Filling:

Remove spray nozzle and fill aerosol can with undiluted paint using suitable filling equipment. Notice the instruction manual of the filling equipment. Replace spray nozzle with a twisting motion immediately after you filled the can.




Caution: Do not retain the can without spray nozzle for a longer period of time. Otherwise the spray nozzle possibly cannot be replaced anymore.

Filling quantity: 100 ml undiluted paint without hardener


- Suitable for:
- Max Meyer 2K Topcoats UHS Duralit Extra Series 110, 150
 - Nexa Autocolor 2K HS Topcoats P 471, P 472
 - Nexa Autocolor Turbo Plus EHS 2K Acrylic Topcoats P 494, P 498

Hint:

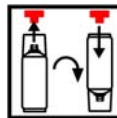


After filling spray briefly to remove undiluted paint from the ascending pipe.

ACTIVATE 2K AEROSOL



Before activating, shake aerosol for 2 min vigorously.



Take red button from cap. Turn aerosol by 180° and attach button to pin on aerosol bottom.



Place aerosol on firm ground – upside down. Press red button with the ball of your hand until stop is reached.



After activating, shake aerosol again vigorously for 2 min after the agitation balls are heard.

PROCESSING

Protections:



Personal protection is required: respirator mask type A2/P2, protective gloves, e.g. from latex or nitrile

Note on safety:

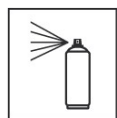
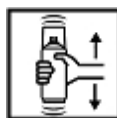
This product contains isocyanate. Individuals with lung or breathing problems or prior reactions to isocyanates must not be exposed to vapor or spray mist. Before using read all safety information on the aerosol label and the material safety data sheet.

Pre-Treatment:


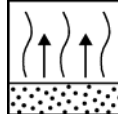

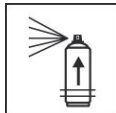


Sand substrate and clean it with SprayMax® Silicone Remover.

Preliminary:




After shaking the aerosol, spray to test and check colour.

- General hint:** The processing of the aerosol strongly depends on the material which has been filled. Therefore the following information considers itself only as rough indications.
- Spray passes**   1 – 3 spray passes depending on the colour shade. Meet an intermediate flash-off time of 10 min between two spray-passes.
- Drying:**  The followings drying-times refer to an ambient temperature of 20 °C
- | | |
|------------------------------------------------|-------------|
| Dust-free:
Level 1 acc. to DIN 53150 | 30 – 40 min |
| Tack-free:
Level 3 acc. to DIN 53150 | 24 h |
| Can be polished after: | 24 h |
- Pot life:**  Approx. 40 h at 20 °C.
The pot life depends on the ambient temperature. Higher temperatures give a shorter and lower temperatures give a longer pot life.
- Disposal:** The emptied aerosols are suitable for household collection.

CHARACTERISTICS

- Basis of raw material:** Solvent blend especially adapted for the recommended topcoats. Activator: aliphatic polyisocyanates.
- VOC value:** 664 g/l rel. to the total aerosol formulation without paint, incl. propellant
- Degree of gloss:** > 90 units at 20° angle

- Shelf life:**  12 months
The description of the shelf life refers to an unused can being stored appropriately at a temperature of 15 to 25 °C and a relative humidity beneath 60%. Keep the can dry. It should stored and transported uprightly being protected from chemical and mechanical impacts. The safety instructions on the label and all legal regulations concerning the storage location have to be observed.

Remarks For professional use only

SprayMax® is a registered trade mark of the Peter Kwasny Group.
The information contained in this paper corresponds to our present knowledge and is a guide to our products and their uses. It is not to be understood as a guarantee for certain properties of our products or of their specific applications. The warnings printed on our labels must be respected. Any industrial property rights should be observed.