

Peter Kwasny GmbH, Heilbronner Str. 96
74831 Gundelsheim / Deutschland
Telefon: +496269 95-0, Fax: +496269 95-80
www.spraymax.com / www.kwasny.com / info@kwasny.de

SprayMax® UV Filler 400 ml Art. Nr. 680019



Product

Description / Purpose

Very efficient, high-yield UV filler highly suited for industrial and craft repair paintwork.

We recommend the use of:

UV-A lamps 400 Watt with lamps H400 / PE

Cures at an UV-A light wave length of 320 - 400 nm.

UV-A LED light systems 120 Watt

Cures at an UV-A light wave length of 365 nm. Cures

also at an UV-A light wave length of 395 nm depending on intensity of the lamp and time of exposure.

SprayMax-UV Paint Repair is a product system with a specially harmonized formula and effect concept comprising:

UV Filler Art.-Nr. 680019

UV Clearcoat Art.-Nr. 680059

UV BlenderThinner Art.-Nr. 680091

UV Cleaner Art.-Nr. 680290

Properties

- High filling capacity
- Ideal for repaired paintwork
- Suitable as an insulation filler
- High productivity

Material base

Special resins and acrylic monomers, pigments and mineral filling materials



Colour Grey beige
VOC Value (EU) 662 g/l

Substrate

Iron (cleaned and sanded)
Steel (cleaned and sanded)
Galvanised steel (hot-galvanised, strip galvanised and electro-galvanised cleaned and sanded)
Aluminium (cleaned and sanded)
GFK, ABS, PVC and PP (cleaned and sanded).
Pre-treat these first with SprayMax® plastic adhesion promotor 680 009.
Polyester surfaces (cleaned and sanded)
Old paint and factory paint (cleaned and sanded)
Wood, MDF, hard fibre boards (cleaned and sanded) and pretreated with appropriate products

The damaged area must be dry and free of grease and dust and all rust needs to be removed.
Clean with SprayMax 1K Silicon remover 680090 and dry sand the surface with P 180 - P 220.

Processing

Protection measures



1 Wear personal protection equipment.
(respiratory mask/gloves/goggles)
For more information, see safety data sheet.

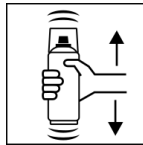
Curing with UV-A radiation:

Extreme care must be exercised when using UV radiation sources. Risks can only be avoided if an approved UV-A curing device is used correctly and as intended. Please strictly comply with the operating instructions and safety information of the manufacturer of the UV-A curing device.

The following precautions always need to be observed to protect skin and eyes from glare and UV radiation.


- Wear a UV-protective mask
- Wear UV-light absorbing/reflecting gloves and workwear

Shake



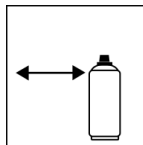
Shake can thoroughly for at least 2 minutes from when the mixing balls are heard.

Spray to test



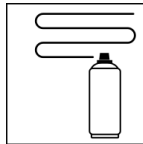
After shaking the can, test spray and check compatibility with the surface and the colour.

Spraying distance



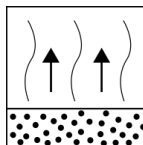
10 cm - 15 cm

Spray passes




Dry film thickness 40 - 50 µm
(approx. 1 - 2 spray coats)

Flash-off time



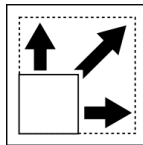
End flash time before UV curing:
approx. 1 min

Processing conditions



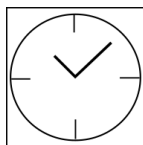
Optimum application at 18° C - 25° C and a relative humidity from 40 - 60 %.

Coverage



approx. 1,2 m² at 50 µm dry film thickness

Drying



TG5 ready for assembly:

Cured with an UV-A lamp after 4 min Cured with an UV-A LED lamp (365nm, 120W) after 2 min.

The stated values refer to the above mentioned processing conditions and lamp equipment. The level of dryness is determined pursuant to DIN 53150.

Note:

Different processing conditions, lamp equipment, lamp age and drying distance to the substrate lead to different drying times. We are able to provide you with information about the internal, qualified lamp tests regarding usability and drying times.

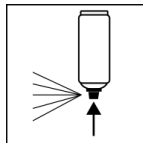
Continue

After drying, remove all of the remaining adhesive layer with SprayMax UV Cleaner 680290, then sand. Can be painted over with all conventional 1K or 2K top coats, and solvent and water-based paints.



Wet sanding with i.e. P 600 - P 1000
or dry sanding with i.e. P 320 - P 400

Finish



After painting, turn the can upside down, spray the valve until empty and put the lid on the can.

Additional Information


Important Information



Avoid bumps, friction and impact.

The anti-corrosion properties vary depending on the material and the selected substrate. In the case of higher corrosion protection requirements, check the suitability first.

Shelf Life



18 months

The usage period refers to an unused can that is stored correctly at a temperature of 15 - 25° C and a relative humidity below 60%. The can must be stored and transported in an upright position in a dry place where it is protected against chemical and mechanical influences. The safety information on the can and all statutory provisions applicable for the storage site must be observed.

Disposal



The completely emptied spray cans must be disposed of in the recycling system. Cans with hardened material must be disposed of as special waste.

Note

For professional use only.

Identification, see safety data sheet.

The contents in this technical data sheet were created with great care and reflect our current state of knowledge. They provide the user with application-specific information and do not promise certain properties. The information is non-binding and we accept no liability for its integrity, accuracy and completeness. They do not relieve the user of their duty to check the suitability of our product for the intended purpose. The warnings printed on our labels must be respected. Our brands and patents are protected by copyright. All rights reserved We reserve the right to update, amend or supplement the content of the information without prior notice.