

Peter Kwasny GmbH, Heilbronner Str. 96
74831 Gundelsheim / Deutschland
Telefon: +496269 95-0, Fax: +496269 95-80
www.spraymax.com / www.kwasny.com / info@kwasny.de

SprayMax®
1K Fill In 400 ml for 1K Water-borne basecoat
Serie E
Art. Nr. 680355



Product

Description / Purpose

Spray can pre-filled with propellant and solvent for one filling of 1K water-borne base coats using a suitable filling device. Highly suitable for:

- Cromax Pro Wasserbasislack*
- Spies Hecker Permahyd Hi-Tec 480*
- Stadox Standobblue*
- Syrox Waterborne Basecoat**

* Metallic/Pearl Colours:

Depending on the processing conditions, this mix contains 10 - 20% of a setting additive:

- Stadox Standobblue setting additive
- Spies Hecker Permahyd WT additive 6050/6051
- Cromax Pro Controller WB 2040

*Uni-Colours:

To secure the best processing it is recommended to use also for Uni-colours:

- Stadox Standobblue setting additive
- Spies Hecker Permahyd WT additive 6050/6051
- Cromax Pro Controller WB 2040

** Add 20% of S940 Basecoat thinner for all colours.

Filling with a filling unit: Slightly twist and remove the spray head and fill the can with 100 ml of undiluted paint without hardener additives using the specified filling unit. We recommend sieving the paint before filling into the filling cap or funnel. Please observe the instructions provided by the equipment manufacturer. Replace the spray head by twisting slightly after filling. Then tune the can upside down and spray 1 - 2 times briefly. This cleans the valve and the riser and guarantees the function. Replace the cap and note the colour code and filling quantity on the can if necessary.

Filling quantity: 100 ml

VOC Value (EU)

681 g/l

Substrate

Primed, filled areas and well preserved factory or old paint (cleaned and sanded).

The damaged area must be dry and free of grease and dust and all rust needs to be removed.

Processing

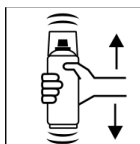
Protection measures



Wear personal protection equipment.
(respiratory mask/gloves/goggles)

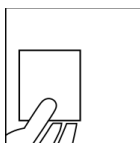
For more information, see safety data sheet.

Shake



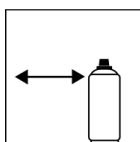
After filling, shake can thoroughly for at least 2 minutes from when the mixing balls are heard.

Spray to test



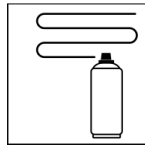
After shaking the can, test spray and check compatibility with the surface and the colour.

Spraying distance



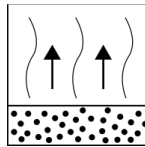
15 cm - 20 cm

Spray passes




Dry film thickness 20 - 30 µm
(approx. 1 - 2 spray coats)

Flash-off time



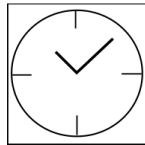
Flash time: until matt

Processing conditions



Optimum application at 18°C - 25°C and a relative humidity from 40 - 50 %.

Drying

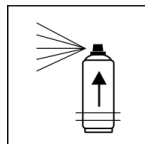


Please observe the information of the paint manufacturer.

Continue

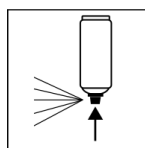
Can be topcoated with all conventional 1K and 2K clearcoats. Please observe information provided by the paint manufacturer.

Pot life



Use the water-borne paint within 5 days after it is filled in the aerosol can.

Finish



After painting, turn the can upside down and spray the valve until empty.

Additional Information

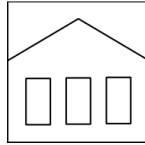
Important Information

Not suitable for solvent-borne paints. The use of the can filled with paint depends heavily on the filled paint material. The information refers to processing base coats and serves as general recommendations.

Caution:

Do not allow the spray can to stay for longer periods without the spray head as otherwise it may be difficult to attach the spray head.

Shelf Life



24 months (pre-gassed can that has not yet been filled with paint). The usage period refers to an unused can that is stored correctly at a temperature of 15 - 25° C and a relative humidity below 60%. The can must be stored and transported in an upright position in a dry place where it is protected against chemical and mechanical influences. The safety information on the can and all statutory provisions applicable for the storage site must be observed.

Disposal



The completely emptied spray cans must be disposed of in the recycling system. Cans with hardened material must be disposed of as special waste.

Note

For professional use only.

Identification, see safety data sheet.

The contents in this technical data sheet were created with great care and reflect our current state of knowledge. They provide the user with application-specific information and do not promise certain properties. The information is non-binding and we accept no liability for its integrity, accuracy and completeness. They do not relieve the user of their duty to check the suitability of our product for the intended purpose. The warnings printed on our labels must be respected. Our brands and patents are protected by copyright. All rights reserved We reserve the right to update, amend or supplement the content of the information without prior notice.