


Peter Kwasny GmbH, Heilbronner Strasse 96,  
74831 Gundelsheim / Deutschland  
Telefon: +49 (0) 06269-95-0; Fax: +49 (0) 6269-95-80  
internet: [www.kwasny.de](http://www.kwasny.de) e-mail [info@kwasny.de](mailto:info@kwasny.de)

2K Rapid Primer Filler    Product no. 680 031(400 ml)  
Product no. 684 031 (250 ml)

## TECHNOLOGY

### SprayMax<sup>®</sup>



- Spray pattern like a spray gun
- High productivity
- Easy application
- Constant atomization pressure during the total application process
- Finest aerosol dispersion
- Professional paint result

## PRODUCT

- 2K Primer Filler isocyanate-free
- For universal application on sanded old paint coats and metallic surfaces
- High filling capacity, solvent-resistant,
- Can be coated with any normal 1K and 2K topcoat system, long pot life, rapid drying, excellent sanding, smooth flow, excellent atomization
- Easy and quick application,
- Good adhesion on bare steel
- Excellent corrosion protection.

## FIELD OF APPLICATION

Recommended for:

Universal priming for the repair of small and medium damages (Spot Repair and parts refinishing)

Substrate:


Bare sheet steel, cleaned and sanded UP putty, cleaned and sanded old paintwork, cleaned and sanded

Pre-Treatment:

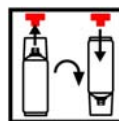


Remove any rust if required, sand surface, clean surface with SprayMax® SILICONE REMOVER

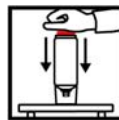
**ACTIVATE 2K AEROSOL**



Before activating, shake aerosol for 2 min vigorously.



Take red button from cap. Turn aerosol by 180° and attach button to pin on aerosol bottom.



Place aerosol on firm ground - upside down. Press red button with the ball of your hand until stop is reached.



After activating, shake aerosol again vigorously for 2 min

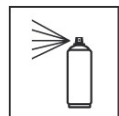
**PROCESSING**

Protections:



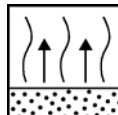
Personal protection is required: Respirator mask type A2/P2, protective gloves, e.g. from latex or nitrile

Preliminary:



Spray to test after shaking the aerosol.

Spray passes



2 - 3 spray passes per spray pass (approx. 30 µm)

Flash between coats: 2 – 5 min, depending on temperature

Drying:



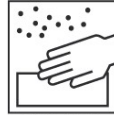
Can be overcoated wet-in-wet after approx. 20 min drying @ 20 °C

Sandable: 1 hour at 20 °C or 30 min at 60 °C



IR drying possible.

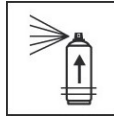
Continue:



Wet sanding with P 800

Dry sanding with P 400

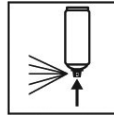
Pot life:



Approx. 24 hours at 20 °C.

The pot life depends on the ambient temperature. Higher temperatures give a shorter and lower temperatures give a longer pot life.

Finish:



When work is finished, reverse aerosol and spray valve empty

Disposal:

The emptied aerosols are suitable for household collection.

## CHARACTERISTICS

Raw material base: Base paint: Special resins

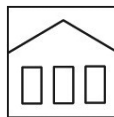
Activator: Free from isocyanates

Solid content: 46.3 % per weight related to the reduced paint without propellant.

VOC value: 633 g/l (including propellant)

Coverage: Approx. 0.5 – 0.75 m<sup>2</sup> related to the 400 ml can and a dry film thickness of 30 – 50 µm

Shelf life:



36 months

The description of the shelf life refers to an unused can being stored appropriately at a temperature of 15 to 25 °C and a relative humidity beneath 60%. Keep the can dry. It should be stored and transported uprightly being protected from chemical and mechanical impacts. The safety instructions on the label and all legal regulations concerning the storage location have to be observed.

Remarks

For professional use only

SprayMax® is a registered trade mark of the Peter Kwasny Group.

The information contained in this paper corresponds to our present knowledge and is a guide to our products and their uses. It is not to be understood as a guarantee for certain properties of our products or of their specific applications. The warnings printed on our labels must be respected. Any industrial property rights should be observed.